



KidKare

by Minute Menu





We are thrilled to share with you the key features that fuel our state agency offering. In this deck, you'll find topics that delve deeper into each aspect, providing you with detailed information.

01 eForms

02 Meals & Attendance

03 Menu & Food List

04 Observer Mode

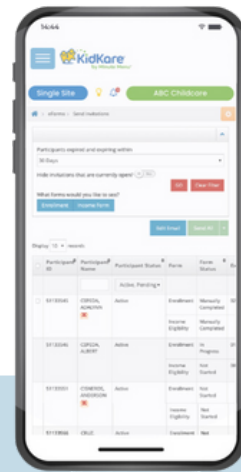
05 Receipts & Milk Audit

06 Reporting



KidKare eForms

eForms resolves free & reduced-price form errors. You can send eForms to parents and completely take the paper out of the equation.



Benefits:

- Guides parents through form completion.
- Parents feel it is more confidential.
- Visibility from invitation to certification.
- Device IP address stored at point of signature.
- Export enrollment & Free & Reduced-Price forms in PDF.
- SNAP/TANF case number validation.

A large affiliated center chain experienced a significant reduction in staff effort, up to 95% valued at more than one million dollars, thanks to the implementation of KidKare eForms.

How eForms Works

1 Providers and Centers Enroll a Child

The center or provider enters minimal information about the child and parent or guardian and invites them to enroll and complete the Free and Reduced-Price application online.

Provide the details below to begin the eForms process.

Child Details

- * Thomas
- * Tapp
- * Birth Date: 02/14/2020
- * Classroom: Butterflies

If you would like to send enrollment forms for multiple children in the same household, you can add another child. This will allow the guardian to only complete the Income Eligibility Form (if applicable) once for their household.

+ Add Child

Guardian Details

The enrollment invitation will be emailed to the guardian specified below.

- * Existing New
- * Mother Father Alternate
- * Shannon
- * Tapp
- stapp@kidkare.com

Send Invitation

Copyright © 2023 - Minute Menu Systems, LLC - All Rights Reserved
[Terms](#) | [Privacy Policy](#) | [Cookie Policy](#)

2 Parents are Invited to Complete Online Enrollment

A customizable email invitation using eForms is sent to the parent inviting them to complete the enrollment and IEF information online through KidKare.

Child and Adult Care Food Program (CACFP)
Meal Benefit Eligibility

* How many household members are there including children? 3

* Would you like the system to list the household member names from last year? Yes No

List all household members, including children. List all gross income (before deductions) received last month. If you did not give a food stamp, TANF or FDPIR case number, you must complete the income information.

Household Members	Actual Income in \$	Income Frequency	Type of Income	Foster Child
* Thomas Tapp	\$ 0	No Income	Type of Income	<input type="checkbox"/>
* Shannon Tapp	\$ 12,000	Annually	Earnings from Work	<input type="checkbox"/>
* Jones Tapp	\$ 38,000	Annually	Earnings from Work	<input type="checkbox"/>

Do you have a Social Security Number? Yes

Enter last 4 numbers *

Please confirm the following before continuing:

Household Size = 3 People
Total Annual Income = \$50,000.00

3 View Status and Progress

State Personnel and Sponsors are able to access the progress of all eForms by utilizing Observer Mode in order to help provide any technical assistance. Each activity related to the eForms is dated and time stamped for audit trail purposes.

Florida Department of Health

You are in observer mode. Now observing FLORIDA DEPARTMENT OF HEALTH (3)

Exit observer mode

View Status

Show records for

From To Filter 9 selected Clear Filter

Resend Invitations Submitted Forms

Child ID	Child Name	Child Status	Forms	Invitation Status	Invitation Sent Date	Last Updated	Revision Notes
52722506	Adair, Jackson	Active	<input type="checkbox"/> Re Enrollment	Submitted (parent)	29 May, 2023	07 Jun, 2023	
			<input type="checkbox"/> Income Eligibility	In Progress	29 May, 2023	07 Jun, 2023	
52738363	Tapp, Thomas	Pending	<input type="checkbox"/> Enrollment	Submitted (parent)	07 Jun, 2023	08 Jun, 2023	
			<input type="checkbox"/> Income Eligibility	Submitted (parent)	07 Jun, 2023	08 Jun, 2023	
52737653	Waltermire, Kennedy	Pending	<input type="checkbox"/> Enrollment	Submitted (parent)	07 Jun, 2023	07 Jun, 2023	

4 eForms are Submitted to the Center/Home

Once the eForms are complete, the parent receives a copy of their eForms via email and the Center/Home are able to access and review the forms on KidKare.

http://www.app.kidkare.com

KidKare by Minute Menu

Center Florida Center (688Florida)

eForms > Approve & Renew

Show records for

Current Year [GO] [Clear Filter]

Only show forms that have already been approved. [No]

Bulk Edit

Bulk Set New Enrollment Date [Apply]

Bulk Set New Enrollment Expiration Date [Apply]

Bulk Set New IEF Expiration Date [Apply]

Approve All Approve & Renew All View Forms Export All

Child ID	Child Name	Form	Signature	Submitted Date	Enrollment or Signature Date	Expiration Date	FRP	FRP Basis
52722506	Adair, Jackson	Enrollment	<i>Shannon Tapp</i>	06/07/2023	06/07/2023	06/30/2024		
52738363	Tapp, Thomas	Enrollment	<i>Shannon Tapp</i>	06/08/2023	06/08/2023	06/30/2024		

5 Approve or Send for Revisions

Centers and Homes can review the child enrollment or Free & Reduced-price forms and eForms then supplies options for when and how forms are approved and renewed. You can also send back to the parent for revision with a customized comment.

http://www.app.kidkare.com

Runaway: N

HH Size: 3

Signatures

Enrollment form signature
Parent name: Shannon Tapp
Shannon Tapp

IEF form signature
Parent name: Shannon Tapp
Shannon Tapp

Date: June, 8th 2023

Approve All Approve & Enroll All

Send Back for Revision Back

Send Back for Revision*

Enrollment IEF

In this space provide notes to the parent detailing what needs to be revised or corrected. This information will be included in an email to the parent.

Back Send

Meals & Attendance

Error-free attendance & meal counts with KidKare. We know that attendance and meal counts are the foundation of CACFP – our system is designed to make this seamless for both sites and reviewers.



Benefits:

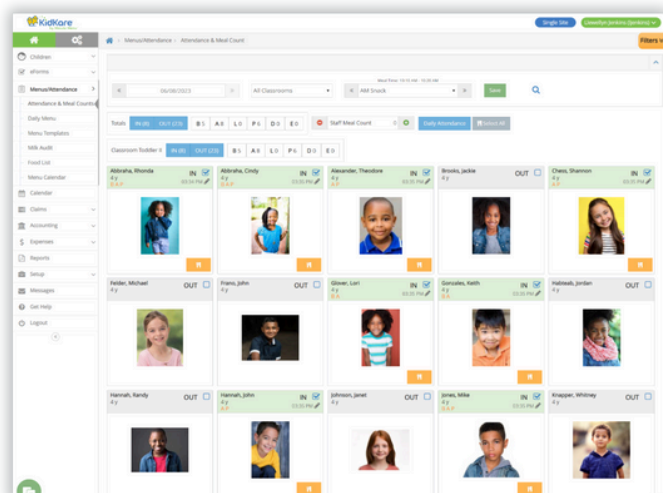
- Home providers can be restricted to same day entry only.
- Centers can be restricted to recording meal counts by end of day, end of week, or only during meal service times.
- Home providers and centers can be required to record child attendance counts prior to recording any meal counts.
- Center staff can be required to certify by signature each recorded meal count.
- KidKare is designed to calculate only 2 meals & 1 snack or 2 snacks & 1 meal a day, limiting additional meals/snacks claimed.
- All users can upload their claim data into MIPS.

Features

Teachers can easily tap a child's name to mark them in for the day. With just a few clicks on any device, teachers can effortlessly mark a child's attendance for the day and conveniently return later to record their meal count. Say goodbye to paper-based systems and embrace a digital solution that ensures compliance with ease.

1 Fork and knife icon is only available when permitted.

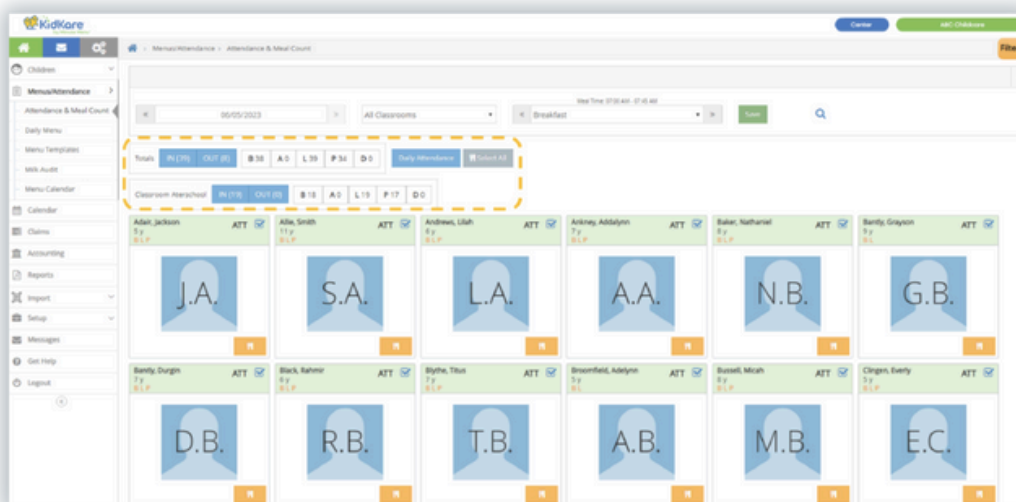
Users can't record meals outside of their designated entry times.



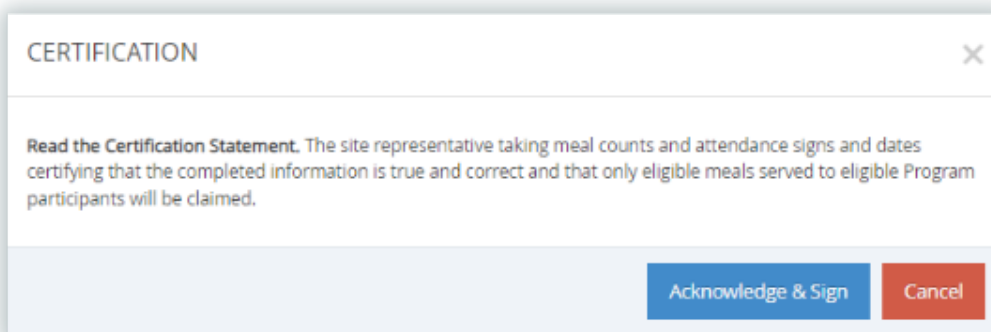


2 Use Select All to record meal counts.

Once the child is recorded as present in attendance, record meal counts for all children present at the meal service.

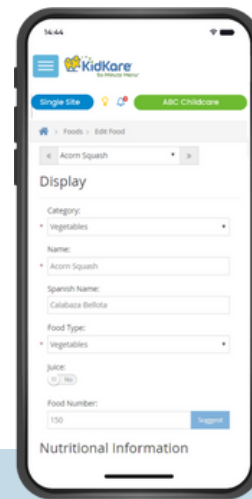


* 3 Certify by child attendance & meal counts.



Menu & Food List

Control the foods your participants can select when recording menus. Decide what foods can and cannot be served — and enforce it.



Managing your food list has never been easier.

- Standardized state-controlled food list built into KidKare.
- Centralized, reusable, and scheduled menus.
- Production records with estimated, actual and leftover quantity calculations.
- Individual Infant menus for the developmentally ready.
- Food frequency and combination food rules and reporting.
- Grain Ounce Equivalents Calculations.

Standardized State-Controlled Food List Built Into KidKare

01

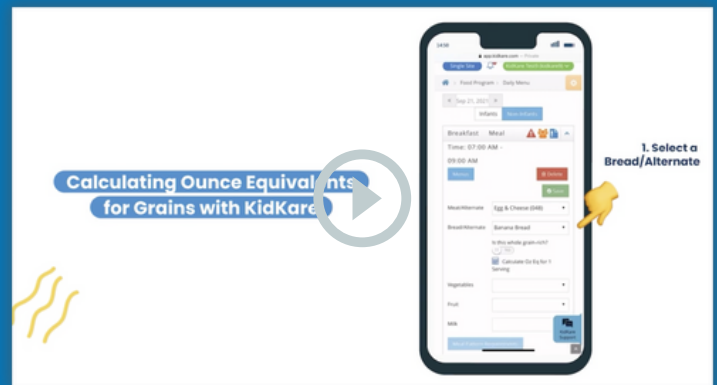
1. A custom state-controlled food list based on the food buying guide foods.
2. State reviewers can be confident that all menu items are creditable.
3. Participants select foods from the food list to create menu templates, record daily menus or create re-usable or centralized menu plans.
4. Eliminates non-creditable food items from menus and reduces time reviewers spend verifying menus served.
5. Food list becomes a training tool for new participants.

Grain Ounce Equivalents

02

1. Once the state has approved the food list all of the grain items will include the correct ounce equivalents within the standardized list.

2. KidKare offers tools to help sponsors proactively navigate new USDA requirements prior to mandates.



Daily Menu

03

1. Users can access this page from the Menu calendar or left navigation bar.

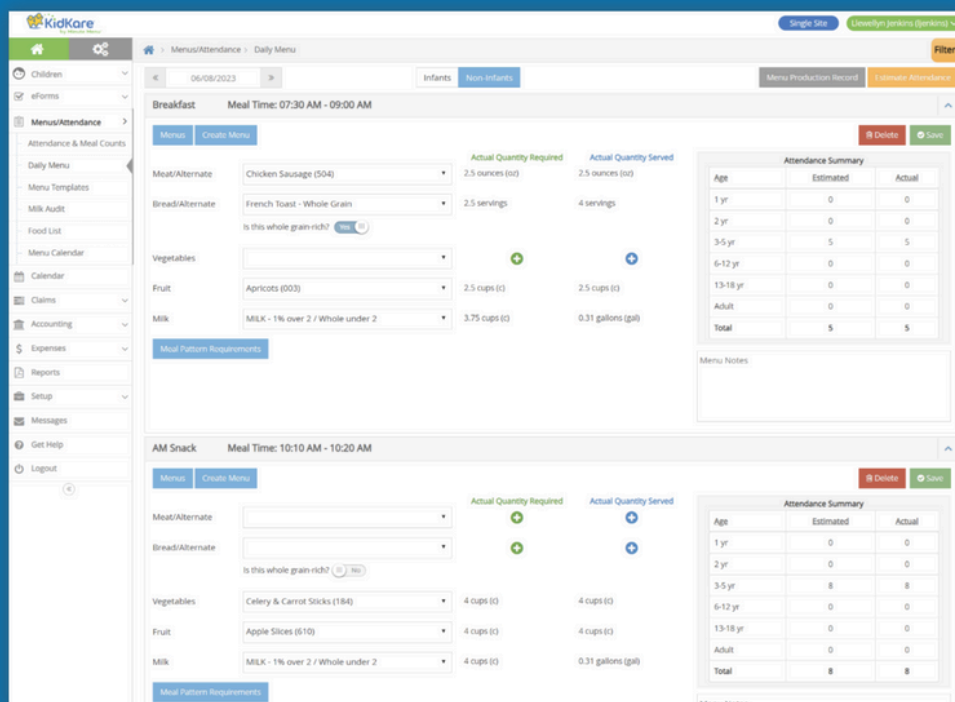
2. Participants select food items from the built in standard food list to fulfill the meal component requirements for a creditable menu.

3. Meal pattern requirements – are accessible from this page as a quick reference guide to develop high quality meals.

4. Actual quantities required calculates automatically once meal counts are recorded.

5. Staff can estimate required food quantities by automatically applying previously recorded attendance trends to selected menus based on the USDA meal pattern.

6. Actual quantities Served can be entered by staff once meal is ready to be delivered to classrooms or the cafeteria.



Menu Calendar

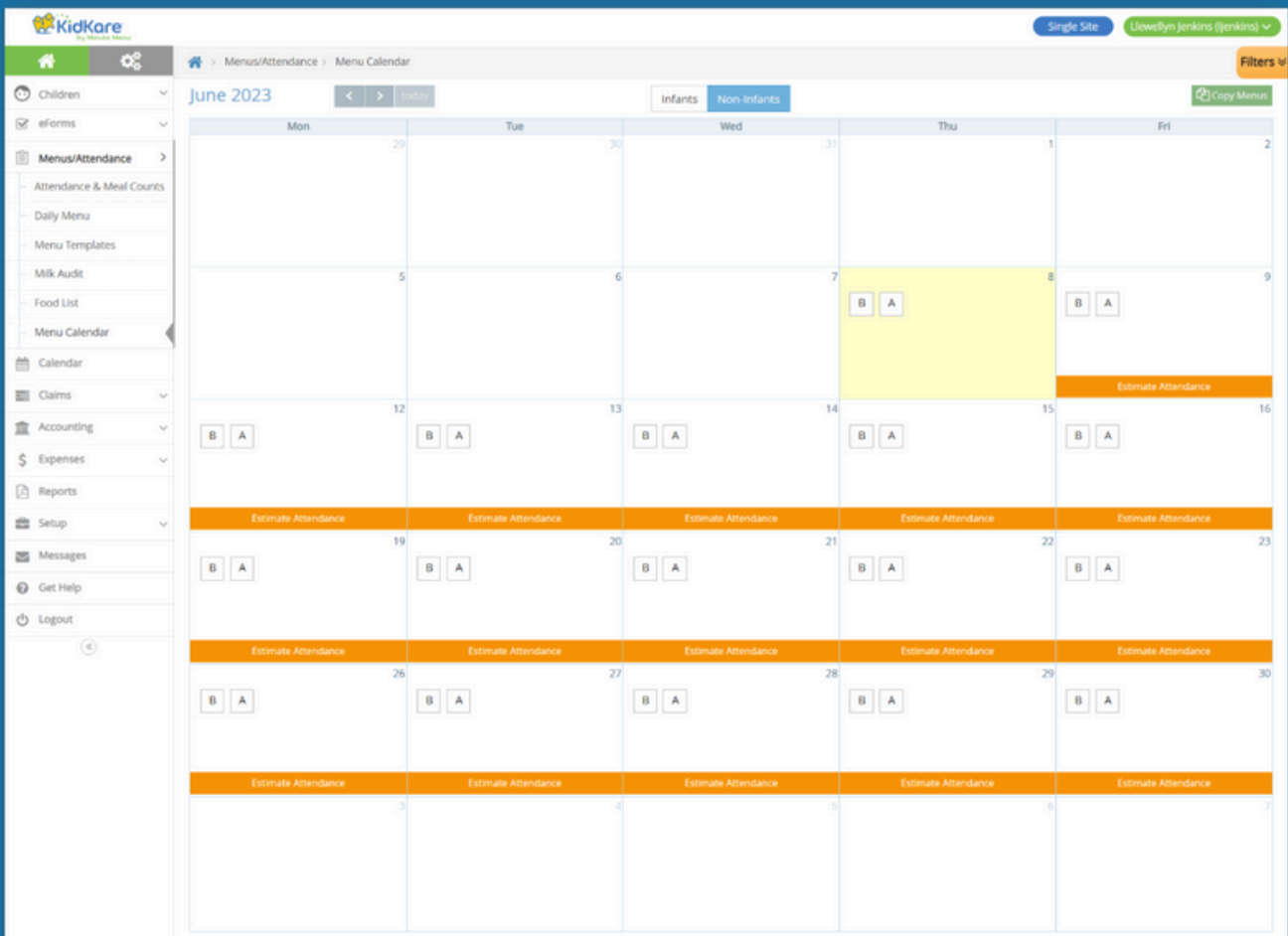
04

1. Provides a birds eye view of all of the meals planned for infants and non-infants.

2. From this page staff can easily create reusable or cycle menus by copy/pasting menus for a day, a week or a full month.

Customizable menu warnings:

- View as warnings or icons
- Incomplete menus.
- Missing estimated attendance.
- Missing actual quantities served.



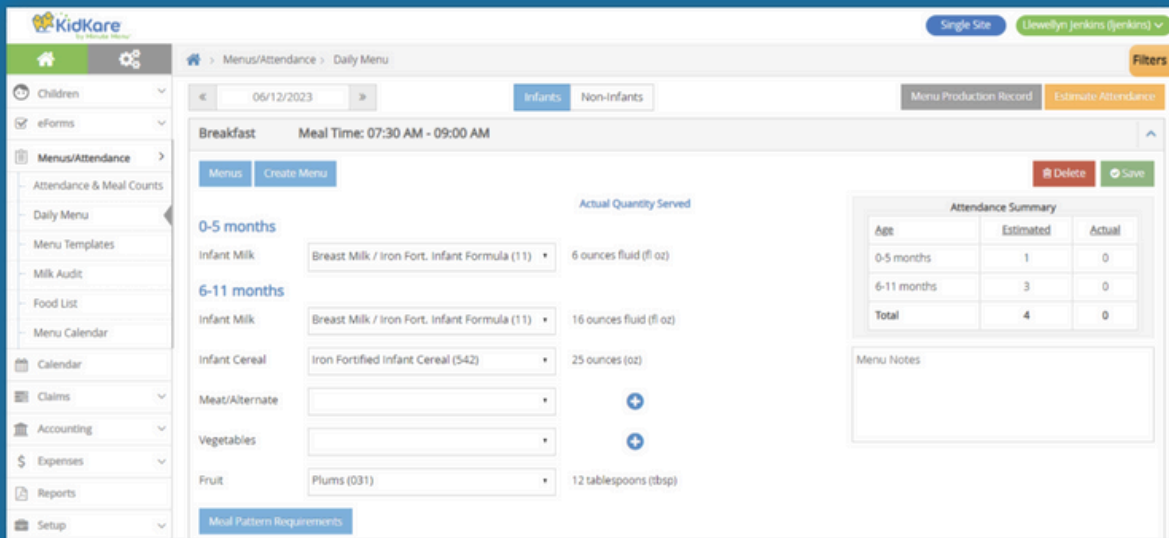
Individual Infant Menus

05

1. The first infant menu recorded for the day becomes the default menu.
2. Click the fork/knife icon to record an infant meal count, and the infant menu pop-up opens.

3. If the infant is fed outside of what is already recorded in the default menu, use the toggle to enable the food group and record the child's developmentally ready food items.

4. Record the quantities as needed.

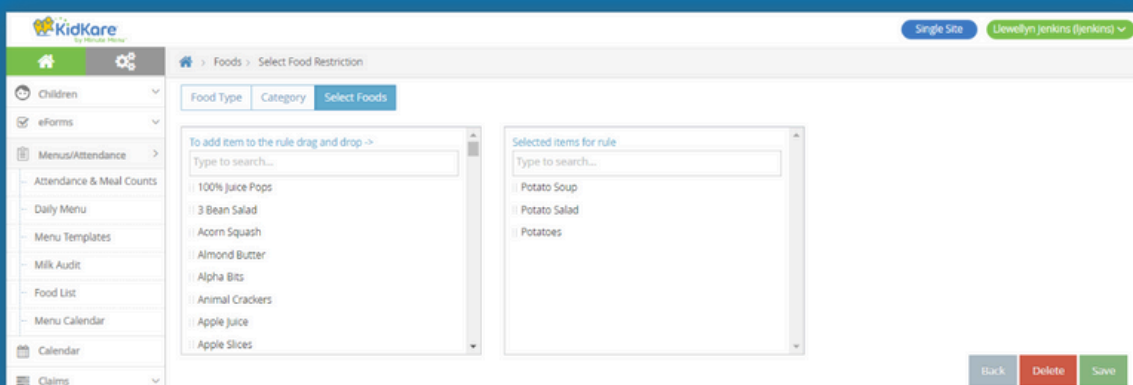


Food Frequency & Combination

06

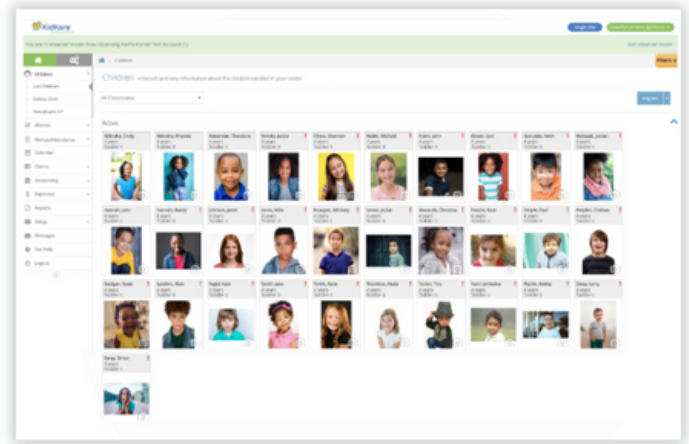
1. These operate similarly to the food frequency rules.
2. Select create new rule, and any 2 food items or all foods assigned to the rule. For example: French fries and mashed potatoes, or starch items: potato soup, potato salad, potato.

3. Actions can be set to Warn or Disallow and will display on the Office Error Report after the claim is calculated.



Observer Mode

At each level of the KidKare ecosystem, we have developed tools to provide your team with real-time visibility into participant data.



View participant accounts any time, anywhere.

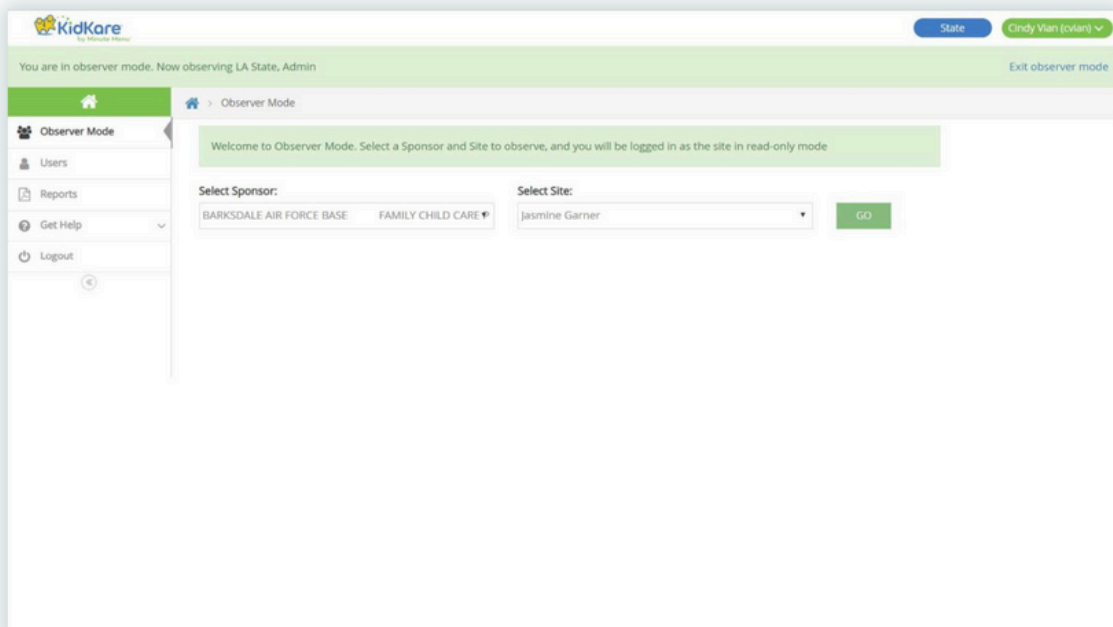
KidKare helps State Reviewers provide technical assistance & enables agencies to monitor activities & verify data accuracy before claim.

- Prepare for site reviews from the comfort of your office—access child data, attendance and meal count data, menus, and reports before you go.
- Digitized reviews tailored to analyze meaningful metrics.
- State staff are provided with state level login access.

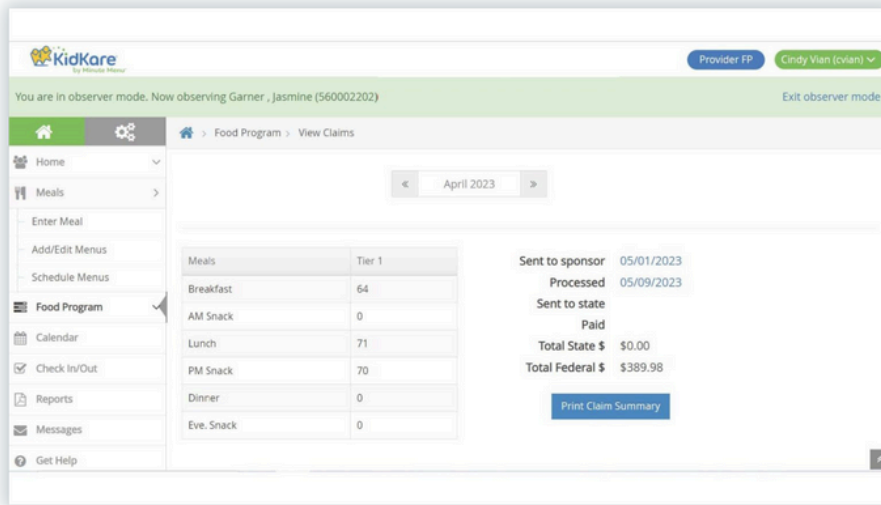


State Module

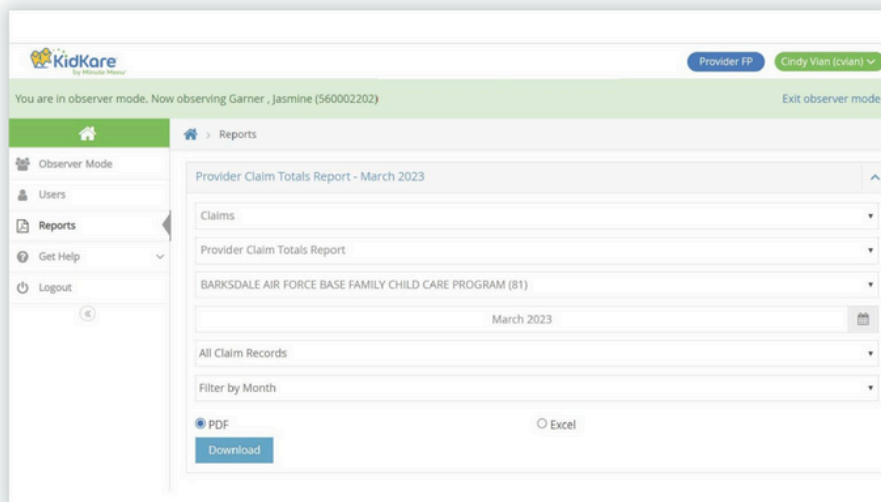
At any time, you can select a specific Sponsor and Site to observe and will gain access to their real-time data in a Read-Only Mode.



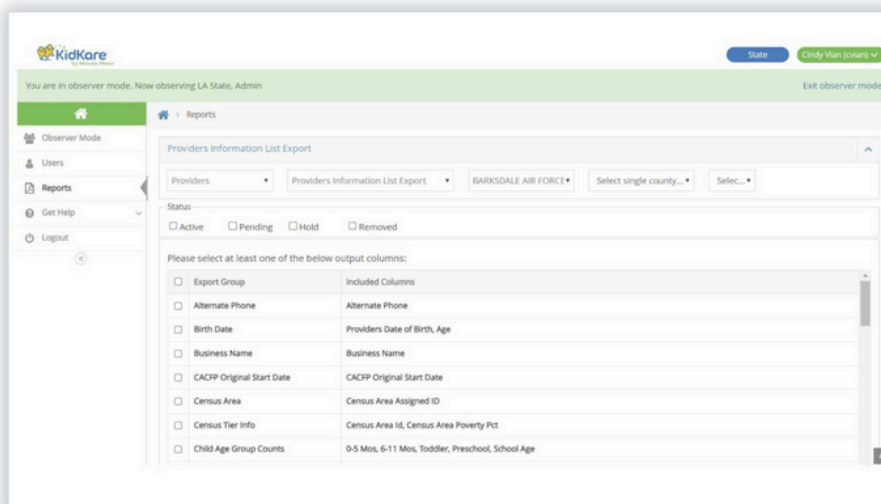
Once logged in, you can view when claims were sent to the Sponsor, claim totals and print claim summaries.



From anywhere in the state, you can view menus, run reports and generate provider claim totals.



Exports can be customized to ensure that the reports best serve standard operating procedures in Washington.



Sponsor and Site Views

Outside of the State Module, you will have access to log-in to the same views as a Sponsor or Site any time. This allows you to monitor program execution in real time, provide technical assistance where needed and garner an overall sense of how participants are conducting the program. Observer Mode will always be read-only, noted by the green banner in each view, to uphold program fidelity.

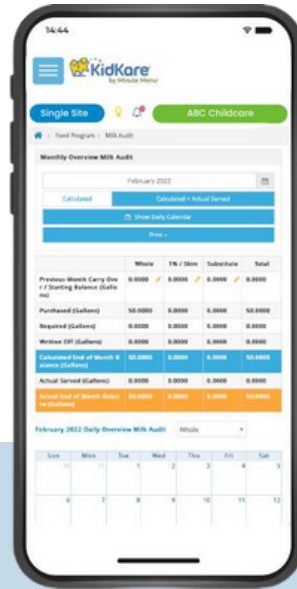
The screenshot shows the 'Observer Mode' interface for a center sponsor. At the top, a green banner indicates 'You are in observer mode. Now observing MM DEMO SPONSOR (2542)'. The interface includes a sidebar with navigation options like 'Claims', 'Children', 'eForms', 'Center Management', 'Menus/Attendance', 'Foods', 'Reviews', 'Reports', 'Tools', 'Administration', 'Payments', 'Import', 'Messages', 'Get Help', and 'Logout'. The main content area displays a table with the following columns: Center, Center Admin, Monitor, Phone, CK Last login Date, KidKare Last login Date, Claim Date, and Next Review date. The table lists 24 entries for various daycares, such as 'ABCD Daycare #85 (57857)' and 'Active Lifestyle Daycare #078 (57840)'. At the bottom, there is a pagination control showing 'Display 10 records. Showing 1 to 10 of 24 entries.' and a copyright notice: 'Copyright © 2023 - Minute Menu Systems, LLC - All Rights Reserved. Terms | Privacy Policy | Cookie Policy'.

Center	Center Admin	Monitor	Phone	CK Last login Date	KidKare Last login Date	Claim Date	Next Review date
day							
ABCD Daycare #85 (57857)	Administrator, Center (75551)	Bond, James(11704)		06/06/23 10:42 PM	06/07/23 03:41 AM		01/22/2023
Active Lifestyle Daycare #078 (57840)	Administrator, Center (75542)	Perez, Dawn(13249)		05/30/23 09:47 PM			
Always a Good Day Learning Center #068 (57839)	Administrator, Center (75538)	Perez, Dawn(13249)		09/16/16 12:57 PM	09/16/16 05:56 PM		
Bea's Knee's DayCare Center #067 (57838)	Administrator, Center (75532)	Chavez, Alicia(31851)		03/12/15 01:36 PM	08/29/12 06:12 PM		
Betty's Barrel of Fun Daycare #060 (57833)	Administrator, Center (75525)			06/06/23 10:21 AM	06/06/23 03:20 PM		06/27/2023
Bright and Smiley Faces Day Care Center # 084 (57855)	Administrator, Center (75549)			11/26/18 04:06 PM	11/26/18 10:05 PM		
Busy Babies Day Care Center #083 (57854)	Administrator, Center (75548)			07/30/14 01:07 PM	08/29/12 06:12 PM		
Children's Day Care Center #070 (57841)	Administrator, Center (75535)			06/20/19 11:19 PM	06/21/19 04:19 AM		
Clark's Family Daycare Center #061 (57832)	Administrator, Center (75526)			01/09/19 09:14 AM	01/09/19 03:13 PM		
Day Care Center #082 (57853)	Administrator, Center (75547)			03/20/16 10:23 AM	03/20/16 03:22 PM		

The screenshot shows the 'Children' view in 'Observer Mode'. A green banner at the top indicates 'You are in observer mode. Now observing Karri's Komer Test Account (1)'. The interface includes a sidebar with navigation options like 'List Children', 'Delete Child', 'Reevaluate KY', 'eForms', 'Menus/Attendance', 'Calendar', 'Claims', 'Accounting', 'Expenses', 'Reports', 'Setup', 'Messages', 'Get Help', and 'Logout'. The main content area displays a grid of child profiles under the heading 'Active'. Each profile includes a photo, name, age, and gender. The children listed include: Abbraha, Cindy (4 years, Toddler); Abbraha, Rhonda (4 years, Toddler); Alexander, Theodore (4 years, Toddler); Brooks, Jackie (4 years, Toddler); Chao, Sharmen (4 years, Toddler); Feder, Michael (4 years, Toddler); Hans, John (4 years, Toddler); Glover, Sam (4 years, Toddler); Gonzalez, Keith (4 years, Toddler); Hatfield, Jordan (4 years, Toddler); Henshaw, John (4 years, Toddler); Henshaw, Randy (4 years, Toddler); Johnson, Janet (4 years, Toddler); Jones, Mia (4 years, Toddler); Knapp, Whitney (4 years, Toddler); Lester, Jackie (4 years, Toddler); Masuda, Christine (4 years, Toddler); Peoples, Kate (4 years, Toddler); Peoples, Paul (4 years, Toddler); Peoples, Chelsea (4 years, Toddler); Radigan, Sade (4 years, Toddler); Sanders, Wain (4 years, Toddler); Segal, Kate (4 years, Toddler); Smith, Jane (4 years, Toddler); Smith, Katie (4 years, Toddler); Thomson, Paula (4 years, Toddler); Tucker, Tito (4 years, Toddler); Vann, Jeremiah (4 years, Toddler); Wyche, Bobby (4 years, Toddler); Zapp, Larry (4 years, Toddler); and Zway, Simon (4 years, Toddler). At the bottom right, there is an 'Import' button.

Receipts & Milk Audit

Receipts can be entered any time before the end of the claim month.



Benefits

Sponsors can verify all input receipts to confirm all sites entered expenses.

Specific reporting is tied to the receipts to ensure non-profit status (Non-Profit Status Report).

Ensure that CACFP funds are spent appropriately (allowable costs) -- food purchases, food-service supplies.

Ensure expenditures are in-line with reported CACFP budget.

Milk calculator ties directly into the milk audit for accurate reporting of gallons purchased.

Receipt Entry

Centers, both affiliated and non-affiliated, can enter receipts for their sites in KidKare. The entry can be done in two different ways:

Quick Receipt Entry

Enter purchases as broad categories, such as Food or Supplies.

01

Record purchases to the last detail: item name, type, and line-item costs.

Expense Detail	
Date: 09/15/2022	Store: Kruger
Description: Food & Milk	Receipt Total: \$ 25

Receipt Items				
1% Skim Milk	5	\$ 3.50	\$ 17.50	kruger-brand skim
Whole Milk	1	\$ 1.99	\$ 1.99	kruger-brand whole milk
Substitute Milk	0.5	\$ 4.50	\$ 2.25	almond milk
Supplies	1	\$ 3.26	\$ 3.26	package of forks

# Receipt Items	Running Total	Difference	Total Milk
7/2000	\$25.00	\$0.00	6,0000 gallons

Receipts Support Milk Audits

After inputting receipts and POS meal data, participants can run internal milk audits to determine where additional staff training is needed, provide technical assistance to team members and proactively address concerns before submitting to your state team.

At any point, your state team can utilize the milk audit tool to take receipt entry a step further and ensure that every meal is compliant and quantities purchased and served are well documented.

Compare amount of milk purchased with the amount of milk needed.

Base milk audit comparison on attendance/meal counts, menus and itemized receipt entry.

Alerts participants of deficiency in real-time to provide opportunity to serve additional milk to meet program requirements.

Account for milk allergies by recording and tracking substitute milk quantities to verify exactly which type of milk may result in a shortage.

Account for spilled or spoiled milk with write-offs.

Flag potential shortages before they happen.



Alert Quantity Insufficient

The screenshot shows the 'Menu Calendar' for April 2023. The interface is divided into a left sidebar with navigation options and a main calendar grid. The grid shows days from Monday to Friday. On Thursday, April 6th, there is a red banner indicating 'Menu Incomplete' and 'Quantity Insufficient'. Below this, an orange banner shows 'Estimate Attendance' and 'Quantities Insufficient'. The sidebar includes options like 'Children', 'eForms', 'Menus/Attendance', 'Attendance & Meal Counts', 'Daily Menu', 'Menu Templates', 'Milk Audit', 'Food List', 'Menu Calendar', 'Calendar', 'Claims', 'Accounting', 'Expenses', 'Reports', 'Setup', 'Messages', and 'Get Help'.

Sample Milk Audit Screen

The screenshot displays the 'Milk Audit' screen. It features a 'Monthly Overview Milk Audit' table and a 'June 2023 Daily Overview Milk Audit' calendar. The monthly overview table shows the following data:

	Whole	1% / Skim	Substitute	Total
Previous Month Carry Over / Starting Balance (Gallons)	0.0000	2.5000	0.0000	2.5000
Purchased (Gallons)	0.0000	0.2000	0.0000	0.2000
Required (Gallons)	0.0000	0.3282	0.0000	0.3282
Written Off (Gallons)	0.5000	2.5000	0.0000	3.0000
Calculated End of Month Balance (Gallons)	0.0000	0.0000	0.0000	0.0000
Actual Served (Gallons)	0.0000	0.3125	0.0000	0.3125
Actual End of Month Balance (Gallons)	0.0000	0.0000	0.0000	0.0000

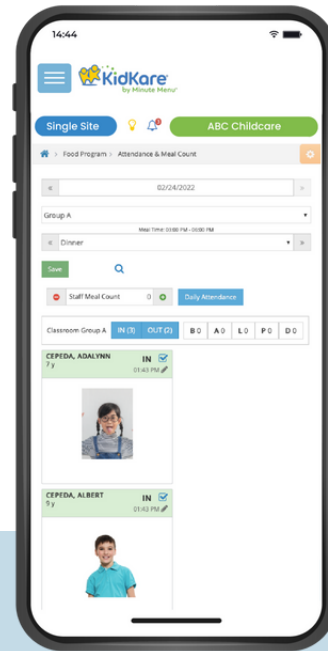
The daily overview calendar shows a 'Milk Shortage (Actual)' on Friday, June 2nd, with a shortage of 2.5000 gallons. The shortage analysis table on the right shows:

Shortage Analysis	
Calculated	
Gallons Short by Day	0.1282
% Short	39.6613%
Actual	
Gallons Short by Day	0.1125
% Short	34.2779%

The interface also includes a 'Draggable Events' section with 'Write Off' and 'Purchase' buttons, and a 'Legend' for 'Required' (blue) and 'Actual Served' (orange) items.

KidKare Reporting

KidKare simplifies record-keeping and reporting.



Common Review Findings We Solve



Missing or incomplete eligibility and enrollment applications, or missing child participation data.



Incorrectly consolidated or incomplete Attendance and Meal Counts.



Non-creditable menus or insufficient food quantities.



Insufficient Sponsor oversight or monitoring.



Mistakes on Personnel Activity Reports (PARS), costs that require prior written approval, or in Budget allocations.



Mandatory trainings not provided by Sponsor or not recorded sufficiently.

Report Examples

Verify Family FRP

MM DEMO SPONSOR

Verify Family FRP Report

Center Name/Nbr	Child Name	DOB	Primary Parent Name	FRB Category
Bonnie's Babies (522)				
	gresham, Isabella	03/04/2019	Gresham Mari	Free*
	Gresham, Mya	04/30/2022	Gresham Mari	Paid
	Gainey, Kelsey	05/01/2022	Peeples Taylor	Free*
	Gainey, Peyton Marie	03/16/2021	Peeples Taylor	Free*
	Peeples, Caiden M	10/29/2017	Peeples Taylor	Reduced*
Cindy's Childcare Center (98)				
	Johnson, James	07/19/2018	Armstrong Greg	Free
	Lovegood, Luna	06/20/2019	Armstrong Greg	Free*
	Armstrong, Carrie	04/02/2017	Brady Alice	Free
	Brady, Marcia	03/21/2016	Brady Alice	Free*
	Lestrangle, BElla	05/15/2015	Dorn James	Free
	Weasley, Ginny	04/01/2016	Dorn James	Free*
Creative Kids (333)				
	Romero, Marco	10/21/2019	Pancho Delissa	Paid
	Romero, Nehemiah	02/11/2017	Pancho Delissa	Free*
	Romero, Ruben	01/23/2019	Pancho Delissa	Free*
	Romero, Zacharias	04/08/2018	Pancho Delissa	Free*
	Grijalva, Aria	08/25/2018	Teran Lourdes	Reduced*
	Grijalva, Arizenah	01/09/2017	Teran Lourdes	Free*
	Mandre, Leighlah	09/25/2015	Valencia Monica	Free*
	Mandre, Lyette	05/23/2012	Valencia Monica	Free*
	Valencia, Claudia	10/29/2012	Valencia Monica	Reduced*
	Valencia, Yesenia	08/10/2016	Valencia Monica	Reduced*
Danielle's Demo Sponsored Center (3333)				
	Roberts, Landon	03/13/2021	Brooks Cherelle	Free
	White, London	06/18/2021	Brooks Cherelle	Paid

Attendance Meal Count

Danielle's Demo Sponsored Center
(3333)

Daily Attendance & Meal Count Report

MM DEMO SPONSOR

Classroom: None

Monday, May 1, 2023

Age	Nbr	Child Name	Meals							Time				Parent Initials	Parent Signature
			B	A	L	P	D	E	Att	In	Out	In	Out		
5y 3m	10	Carter, Brooklynn	X	X	X				X						
4y 4m	1	Cava, Brian	X	X	X				X						
3y 9m	25	Dowell, Bryson	X	X	X				X						
3y 5m	8	Harris, Daniel	X	X	X				X						
3y 4m	16	Johnson, Johnny													
4y 6m	9	Jones, Kaay	X	X	X				X						
3y 8m	12	Larkin, Danielle	X	X	X				X						
4y 5m	22	Pates, Nora													
2y 1m	11	Roberts, Landon													
5y 3m	4	Roberts, Makayla													
5y 7m	20	Smith, Annie	X	X	X				X						
3y 8m	24	Smith, Ari													
3y 8m	17	Tudor, Chad													
2y 8m	6	Walker, Aubrey				P									
1y 10m	13	White, London	X	X	X				X						
Totals			8	8	8				8						

I certify that the information on this form is true and correct to the best of my knowledge and that I will claim reimbursement only for eligible meals served to eligible participants. I understand that misrepresentation may result in prosecution under applicable state or federal statutes.

Teacher: _____ Date: _____

Office Error Report

Office Error Report

Claim Month: June 2023

Center # 1 License: Center Phone: 9725556789
 Kam's Korner Test Account
 Payment Type: CHECK
 Capacity: 0
 , TX

Days	2	Free	Participated	3	Checked By:	_____
Attendance	10	Reduced		3	Comments:	_____
ADA	5	Paid		2		
		25% Calc: F+R= .00%		TitleXX=.00%		

	Free	Reduced	Paid	Total	Disallowed	
Breakfast	0	0	0	0	7	
AM Snack	0	0	0	0	10	
Lunch	0	0	0	0	0	
PM Snack	0	0	0	0	6	
Dinner	0	0	0	0	1	
Evening Snack	0	0	0	0	0	
Participated	3	3	2	8	\$26.27 *	

- Claim has been paid
- Claim submitted to State

Cash In Lieu Amount: \$0.00 Reimbursement Amount: \$0.00 Admin Rate: 0.0000% Admin Amount: \$0.00

- 15 A menu was recorded, but no children were recorded in attendance.**
 NonInfant - 6/1:BA, 6/2:BA, 6/6:BA, 6/7:BA, 6/9:BA, 6/12:BA, 6/13:BA, 6/14:BA, 6/15:BA, 6/16:BA, 6/19:BA, 6/20:BA, 6/21:BA, 6/22:BA, 6/23:BA, 6/26:BA, 6/27:BA, 6/28:BA, 6/29:BA, 6/30:BA Allow/Warn
- 16 No foods were served but child(ren) were in attendance for the given meal(s) for the listed age group**
 All Ages - 6/5:D, 6/8:P Disallowed P6 D1
- 52 Meal over capacity.**
 5 child(ren) - 6/8:B Disallowed B5
 8 child(ren) - 6/8:A Disallowed A8
- 60 Quantity of food prepared was not recorded with the menu.**
 Brd/Alt NonInfant - 6/1:B, 6/2:B, 6/5:B, 6/6:B, 6/7:B, 6/9:B, 6/12:B, 6/13:B, 6/14:B, 6/15:B, 6/16:B, 6/19:B, 6/20:B, 6/21:B, 6/22:B, 6/23:B, 6/26:B, 6/27:B, 6/28:B, 6/29:B, 6/30:B Disallowed B2
 Milk NonInfant - 6/1:BA, 6/2:BA, 6/5:BA, 6/6:BA, 6/7:BA, 6/9:BA, 6/12:BA, 6/13:BA, 6/14:BA, 6/15:BA, 6/16:BA, 6/19:BA, 6/20:BA, 6/21:BA, 6/22:BA, 6/23:BA, 6/26:BA, 6/27:BA, 6/28:BA, 6/29:BA, 6/30:BA Disallow
 Veg/Frt/Juice NonInfant - 6/1:A, 6/2:A, 6/5:A, 6/6:A, 6/7:A, 6/9:A, 6/12:A, 6/13:A, 6/14:A, 6/15:A, 6/16:A, 6/19:A, 6/20:A, 6/21:A, 6/22:A, 6/23:A, 6/26:A, 6/27:A, 6/28:A, 6/29:A, 6/30:A Disallowed A2
- Milk Audit - 1% or Skim Milk: 0.13 gal short**
 All 2+ Year olds - 6/5:B, 6/8:B Allow/Warn

Child Roster Report

Historic Child Roster: Danielle's Demo Sponsored Center (3333)

MM DEMO SPONSOR

LICENSE: Center

Claim Month May 2023

F: 11 R: 2 P: 1 N: 0 NP: 0 %(F+R): 92.86%
 From Roster: F: 78.57% R: 14.29% P: 7.14% Roster Count: 14

Name	Class	I #	Age	DOB	Enrolled	Expires	FRP	tXX	Basis	IEF Exp	Race	Withdrawn
1. Carter, Brooklynn	None	10	5y 3m	01/02/18	10/07/21	10/31/23	R	N	Inc	10/31/23	W	
2. Cava, Brian	None	1	4y 4m	12/13/18	10/14/21	10/31/23	F	N	Inc	10/31/23	W	
3. Dowell, Bryson	None	25	3y 9m	07/18/19	10/12/21	06/15/23	F	N		06/15/23	W	
4. Harris, Daniel	None	8	3y 5m	11/15/19	10/18/21	10/31/23	F	N	Inc	10/31/23	W	
5. Johnson, Johnny	None	16	3y 4m	12/27/19	10/14/21	10/31/23	F	N	Inc	10/31/23	B	
6. Larkin, Danielle	None	12	3y 8m	08/16/19	10/11/21	10/31/23	F	N	Inc	10/31/23	W	
7. Pates, Nora	None	22	4y 5m	11/25/18	06/28/22	07/31/23	F	N	Inc	07/31/23	B	
8. Roberts, Landon	None	11	2y 1m	03/13/21	10/14/21	07/01/23	F	N		07/01/23	B	
9. Roberts, Makayla	None	4	5y 3m	01/20/18	10/14/21	10/31/23	F	N	Inc	10/31/23	W	
10. Smith, Annie	None	20	5y 7m	09/04/17	03/01/22	03/31/24	F	N	Inc	03/31/24	W	
11. Smith, Ari	None	24	3y 8m	08/10/19	10/06/21	10/31/23	R	N	Inc	10/31/23	W	
12. Tudor, Chad	None	17	3y 8m	08/17/19	08/04/22	08/31/24	F	N	Inc	08/31/24	W	
13. Walker, Aubrey *P	None	6	2y 8m	08/13/20	10/11/21	10/31/23	F	N			W	
14. White, London	None	13	1y 10m	06/18/21	10/14/21	10/31/23	P	N			B	

Menu Production NMP

Danielle's Demo Sponsored Center Site #: 3333

Non Infant Menu Production Record
Monday 05/01/2023

CE ID : 43589

MM DEMO SPONSOR
(972) 671-5211

Breakfast		1 Yr	2 Yrs	3-5 Yrs	6-12 Yrs	13-18 Yrs	Adults	Total	Planned Participation	Total Including Infants	
Estimated Attendance		1	1	1	0	0	0	3		8	
Actual Attendance		1	0	7	0	0	0	8	Non-Program Meals	8	
Component	Food Served/Planned	1	2	3-5	6-12	13-18	Adult	Qty Needed Per Est Attendance	Qty Needed Per Actual Attendance	Leftover Qty	Special Notes
Brd/Alt	Oatmeal	1/4 c	1/4 c	1/4 c	1/2 c	1/2 c	1 c	3/4 c			
Veg											
Fruit	Apples	1/4 c	1/4 c	1/2 c	1/2 c	1/2 c	1 c				
Meat/Alt											
Milk	Whole Milk	1/2 c						1/2 c	1/2		
Milk	1%/Skim Milk		1/2 c	3/4 c	1 c	1 c	1 c	1 1/4 c	5 1/4		
Milk	Milk Substitute	1/2 c	1/2 c	3/4 c	1 c	1 c	1 c				
A.M. Snack		1 Yr	2 Yrs	3-5 Yrs	6-12 Yrs	13-18 Yrs	Adults	Total	Planned Participation	Total Including Infants	
Estimated Attendance		2	1	1	0	0	0	4		10	
Actual Attendance		1	0	7	0	0	0	8	Non-Program Meals	8	
Component	Food Served/Planned	1	2	3-5	6-12	13-18	Adult	Qty Needed Per Est Attendance	Qty Needed Per Actual Attendance	Leftover Qty	Special Notes
Brd/Alt											
Veg											
Fruit	Apples	1/2 c	1/2 c	1/2 c	3/4 c	3/4 c	1/2 c	2 c			
Meat/Alt											
Milk	Whole Milk	1/2 c						1 c	1/2		
Milk	1%/Skim Milk		1/2 c	1/2 c	1 c	1 c	1 c	1 c	3 1/2		
(Choose 2 of 5)											
Milk	Milk Substitute	1/2 c	1/2 c	1/2 c	1 c	1 c	1 c				
Lunch		1 Yr	2 Yrs	3-5 Yrs	6-12 Yrs	13-18 Yrs	Adults	Total	Planned Participation	Total Including Infants	
Estimated Attendance		2	1	1	0	0	0	4		10	
Actual Attendance		1	0	7	0	0	0	8	Non-Program Meals	8	
Component	Food Served/Planned	1	2	3-5	6-12	13-18	Adult	Qty Needed Per Est Attendance	Qty Needed Per Actual Attendance	Leftover Qty	Special Notes
Brd/Alt	Tortilla	1/2 serv	1/2 serv	1/2 serv	1 serv	1 serv	2 serv	2 serv			
Veg	Beans	1/8 c	1/8 c	1/4 c	1/2 c	1/2 c	1/2 c	5/8 c			
Fruit	Peas and Carrots	1/8 c	1/8 c	1/4 c	1/4 c	1/4 c	1/2 c	5/8 c			
Meat/Alt	Beef Ground	1 oz	1 oz	1 1/2 oz	2 oz	2 oz	2 oz	4 1/2 oz			
Milk	Whole Milk	1/2 c						1 c	1/2		

Monthly Claimed Meal Counts by Age Group

Monthly Claimed Meal Counts by Age Group

MM DEMO SPONSOR

License:Center

Danielle's Demo Sponsored Center (3333)

Claim Month: May 2023

Date	ATTENDANCE	Breakfast								A.M. Snack								Lunch										
		0-5 MONTHS	6-11 MONTHS	1 YEAR	2 YEARS	3-5 YEARS	6-12 YEARS	13-18 YEARS	ADULT	TOTAL	0-5 MONTHS	6-11 MONTHS	1 YEAR	2 YEARS	3-5 YEARS	6-12 YEARS	13-18 YEARS	ADULT	TOTAL	0-5 MONTHS	6-11 MONTHS	1 YEAR	2 YEARS	3-5 YEARS	6-12 YEARS	13-18 YEARS	ADULT	TOTAL
05/01/2023	8			1		7			8			1		7				8			1		7				8	
05/02/2023	14			1	1	12			14			1	1	12				14			1	1	12				14	
05/03/2023	11					11			11					11				11					11				11	
05/04/2023	3					3			3					3				3					3				3	
05/05/2023	9				1	8			9			1	8				9				1	8				9		
05/08/2023	5																											
05/09/2023	11			1		10			11			1	10				11			1		10				11		
05/10/2023	12				1	11			12			1	11				12				1	11				12		
05/11/2023	9				1	8			9			1	8				9				1	8				9		
05/12/2023	7					7			7				7				7					7				7		
05/15/2023	9					9			9				9				9					9				9		
05/16/2023	11			1	1	9			11			1	1	9			11			1	1	9				11		
05/17/2023	10			1		9			10			1	9				10			1		9				10		
05/18/2023	12			1		11			12			1	11				12			1		11				12		
05/19/2023	12			1	1	10			12			1	1	10			12			1	1	10				12		
05/22/2023	13			1	1	11			13			1	1	11			13			1	1	11				13		
05/23/2023	12			1		11			12			1	11				12			1		11				12		
05/24/2023	6				1	5			6			1	5				6				1	5				6		
05/25/2023	14			1	1	12			14			1	1	12			14			1	1	12				14		
05/26/2023	9				1	8			9			1	8				9				1	8				9		
05/29/2023	9			1	1	7			9			1	1	7			9			1	1	7				9		
05/30/2023	8					8			8				8				8					8				8		
05/31/2023	9				1	8			9			1	8				9				1	8				9		
Totals	223	0	0	11	12	195	0	0	0	218	0	0	11	12	195	0	0	0	218	0	0	11	12	195	0	0	0	218

Totals include all meal counts recorded. Final reimbursement may be different, though, if any meal counts must be disallowed.

